

Signify Classified - Internal
Cooper Lighting Solutions Photometric Lab
1121 Highway 74 South
Peachtree City, GA 30269



Scaled data based on original data using
LM-79-08 Approved Method: Electrical and Photometric Measurements of Solid-
State Lighting Products

Test Report Prepared for
Cooper Lighting Solutions
(formerly Eaton)

Brand: STREETWORKS

Report Number: P867596

Luminaire Tested: **MEM2-HTN-SA-40-750-U-T2U-HSS**

Issue Date: 08/21/2024



Test Information

Test Method: LM-79-08
Report Number: P867596
Test Lab: INNOVATION CENTER(G3)
Issue Date: 08/21/2024
Manufacturer: COOPER LIGHTING SOLUTIONS (FORMERLY EATON)
Product Line: STREETWORKS
Catalog Number: MEM2-HTN-SA-40-750-U-T2U-HSS
Description: EPIC MODERN TALL HOUSING DISCRETE LED ARRAYS 40W 70CRI 5000K
FIXTURE w/ TYPE II URBAN DISTRIBUTION OPTIC AND HOUSE SIDE SHIELD
Light Source: (10) 5000K CCT, 70 CRI LEDS
Ballast/Driver: ELECTRONIC DRIVER

Summary

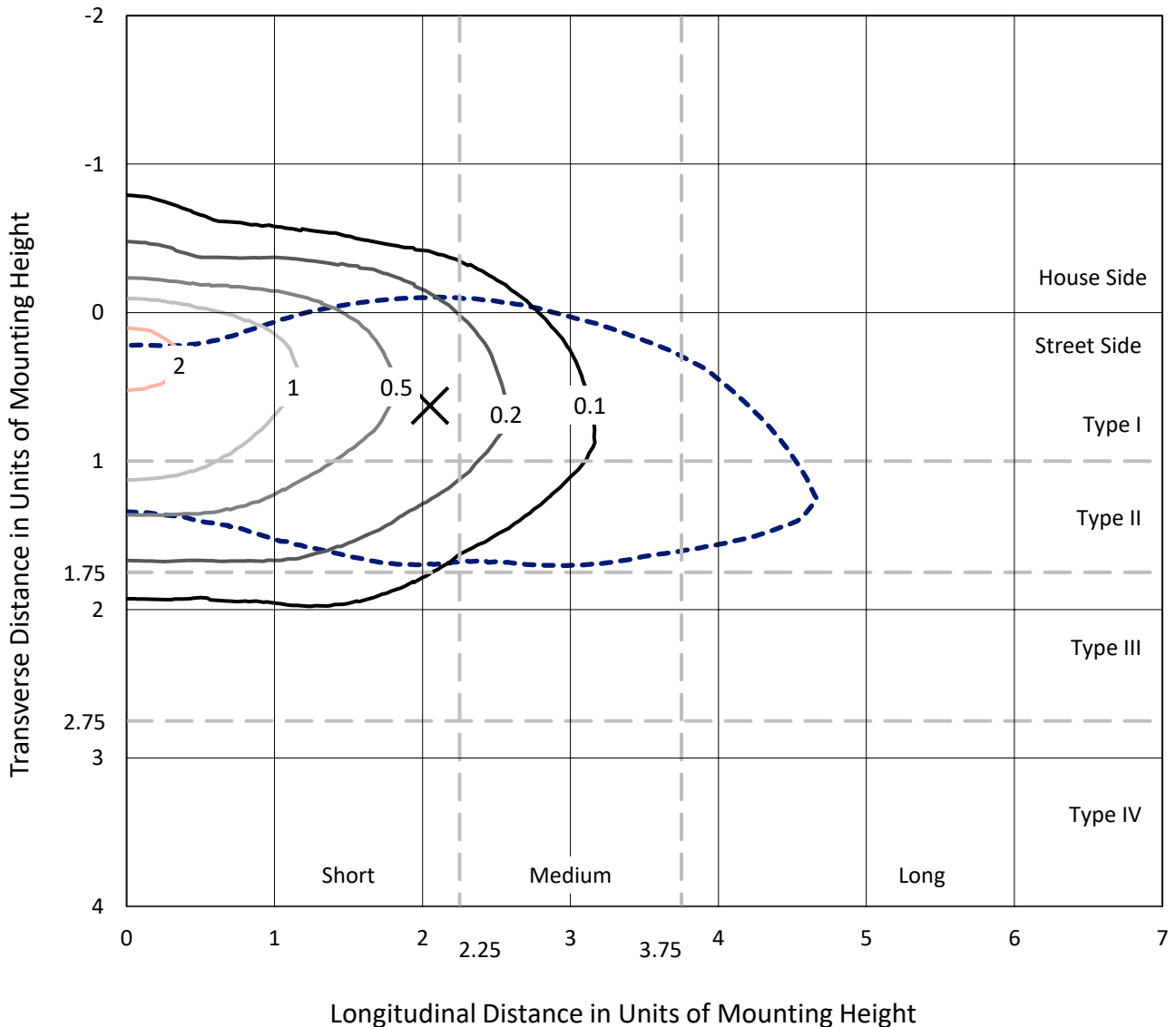
Lumens per Lamp: N/A
Luminaire Lumens: 3314.7 lumens
Efficiency: N/A
Efficacy: 101.1 lumens/watt
Luminous Opening: Rectangular (W 0.33' x L: 0.33' x H: 0')
IES Classification: Type II - Short
BUG Rating: B1 - U0 - G1

Input Watts (W): 32.8
Input Voltage (V): 120
Input Current (A_{in}): NR
Voltage Rise (V): NR
Power Factor: 0.99
Total Harmonic Distortion (THDi): 9.76%
Frequency (hertz): 60
Stabilization Time: NR
Operation Time: NR
Ambient Temperature (°C): NR
Test Distance: 24 FT

REPORT NUMBER: P867596
 CATALOG NUMBER: MEM2-HTN-SA-40-750-U-T2U-HSS

Iso-Footcandle Lines of Horizontal Illumination

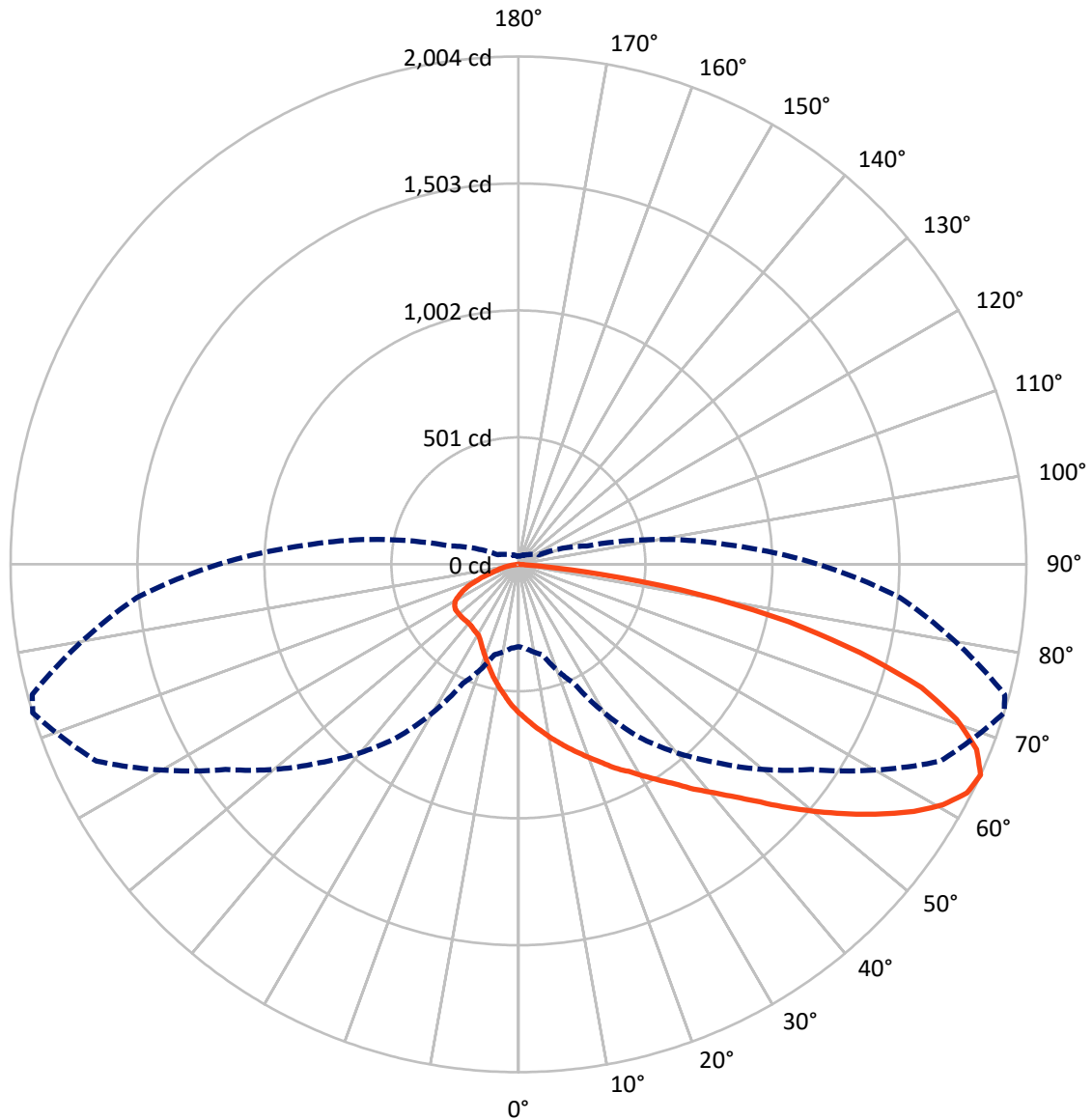
✕ Max cd
 - - - 1/2 Max cd



Based on 20 foot mounting height. Maximum calculated value = 2.4 fc
 Type II - Short - N/A

REPORT NUMBER: P867596
CATALOG NUMBER: MEM2-HTN-SA-40-750-U-T2U-HSS

Luminous Intensity Polar Plot



— Vertical Plane Through 73-Deg Lateral - - - Horizontal Cone Through 65-Deg Vertical

REPORT NUMBER: P867596
 CATALOG NUMBER: MEM2-HTN-SA-40-750-U-T2U-HSS

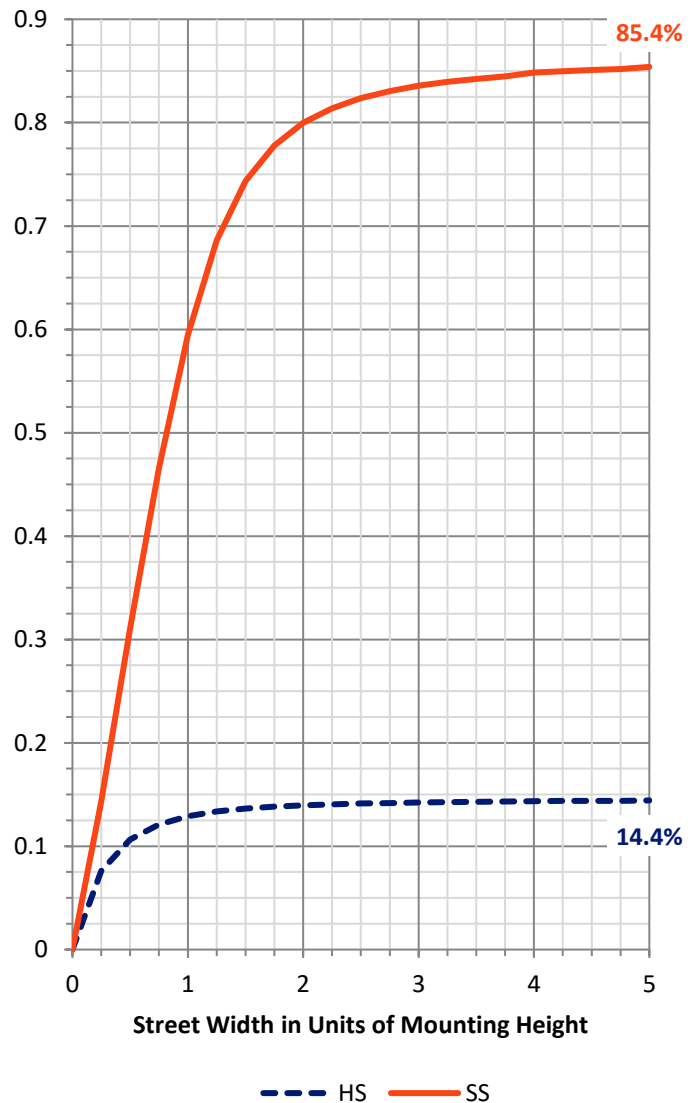
FLUX DISTRIBUTION:

		Downward	Upward	Total
House Side	Lumens	482.0	0.0	482.0
	% Fixture	14.5	0.0	14.5
Street Side	Lumens	2832.6	0.0	2832.6
	% Fixture	85.5	0.0	85.5
Total	Lumens	3314.7	0.0	3314.7
	% Fixture	100.0	0.0	100.0

Coefficient of Utilization

ZONAL LUMENS:

Zone	Lumens	% Fixture
0°-10°	56.8	1.7
10°-20°	172.5	5.2
20°-30°	288.9	8.7
30°-40°	435.8	13.1
40°-50°	615.8	18.6
50°-60°	692.9	20.9
60°-70°	621.3	18.7
70°-80°	377.9	11.4
80°-90°	52.9	1.6
90°-100°	0.0	0.0
100°-110°	0.0	0.0
110°-120°	0.0	0.0
120°-130°	0.0	0.0
130°-140°	0.0	0.0
140°-150°	0.0	0.0
150°-160°	0.0	0.0
160°-170°	0.0	0.0
170°-180°	0.0	0.0
0°-90°	3314.7	100.0
0°-180°	3314.7	100.0



REPORT NUMBER: P867596

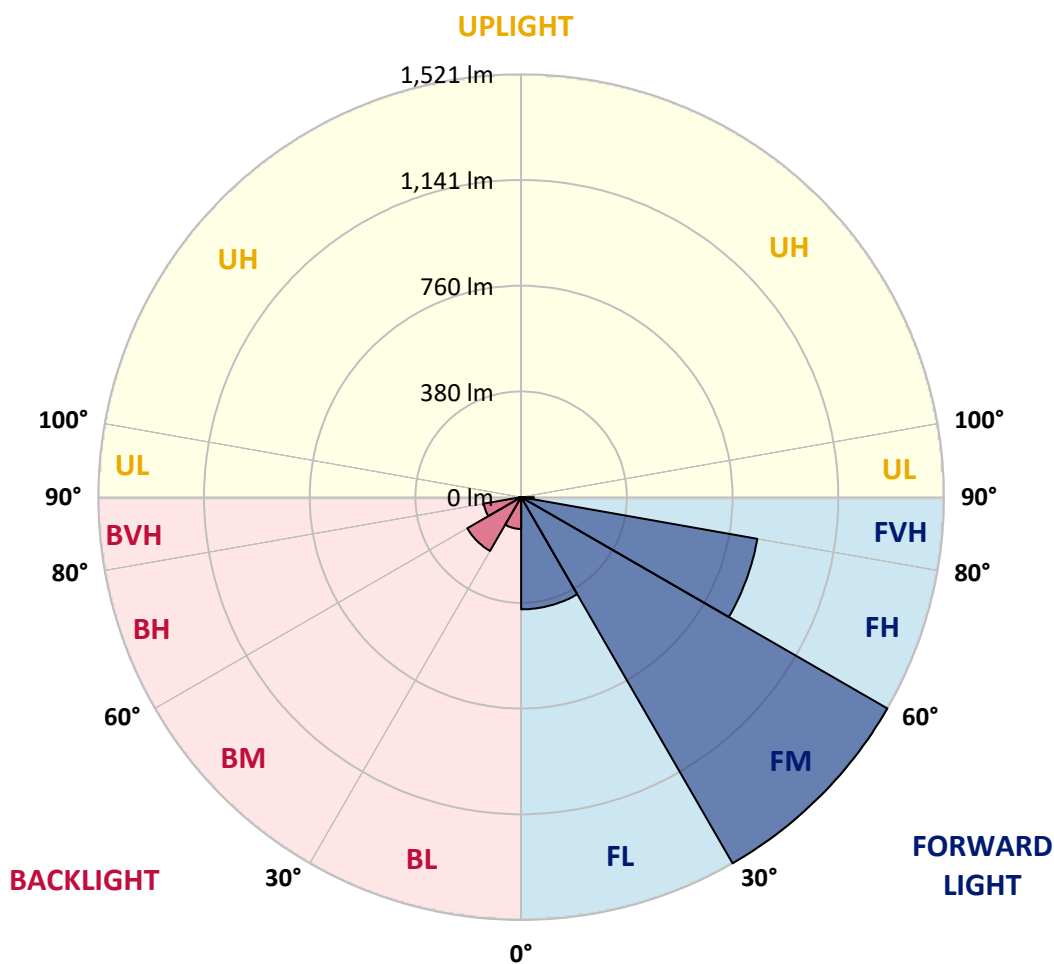
CATALOG NUMBER: MEM2-HTN-SA-40-750-U-T2U-HSS

LUMINAIRE CLASSIFICATION SYSTEM LUMEN TABLE AND BUG RATING:

Zone	Lumens	% Fixture	Zone Rating/Lumen Limit		
			B	U	G
FL (0°-30°)	403.7	12.2			
FM (30°-60°)	1520.9	45.9			
FH (60°-80°)	862.7	26.0			G1/1800
FVH (80°-90°)	45.4	1.4			G1/100
BL (0°-30°)	114.5	3.5	B1/500		
BM (30°-60°)	223.5	6.7	B1/1000		
BH (60°-80°)	136.5	4.1	B1/500		G1/500
BVH (80°-90°)	7.5	0.2			G0/10
UL (90°-100°)	0.0	0.0		U0/0	
UH (100°-180°)	0.0	0.0		U0/0	

BUG Rating: B1-U0-G1

Type II Short





REPORT NUMBER: P867596

CATALOG NUMBER: MEM2-HTN-SA-40-750-U-T2U-HSS

CANDELA DISTRIBUTION (FULL):

	0°	5°	15°	25°	35°	45°	55°	65°	73°	75°	85°
0°	588.0	588.0	588.0	588.0	588.0	588.0	588.0	588.0	588.0	588.0	588.0
2.5°	678.7	674.8	669.0	664.1	655.3	643.6	633.9	621.2	612.4	609.5	596.8
5°	777.2	772.3	765.5	753.8	730.4	716.7	691.4	662.1	638.7	633.9	604.6
7.5°	878.6	876.7	861.1	843.5	815.2	785.0	746.0	700.2	666.0	658.2	613.4
10°	964.4	955.7	946.9	930.3	900.1	857.2	806.5	743.1	695.3	682.6	622.2
12.5°	1016.1	1013.2	1005.4	985.9	956.6	919.6	859.1	785.0	723.6	706.0	630.9
15°	1054.2	1057.1	1049.3	1036.6	1006.4	971.3	912.8	828.9	753.8	733.3	640.7
17.5°	1090.2	1088.3	1087.3	1072.7	1045.4	1010.3	950.8	865.0	784.0	761.6	650.4
20°	1110.7	1111.7	1109.7	1103.9	1077.6	1043.4	987.8	907.9	817.2	791.8	663.1
22.5°	1121.4	1125.3	1129.2	1128.3	1106.8	1080.5	1022.9	942.0	851.3	825.0	678.7
25°	1128.3	1131.2	1140.0	1151.7	1132.2	1110.7	1062.0	983.0	891.3	861.1	697.2
27.5°	1134.1	1138.0	1148.7	1166.3	1150.7	1138.0	1096.1	1018.1	925.4	898.1	718.7
30°	1172.1	1177.0	1177.0	1185.8	1168.2	1165.3	1134.1	1060.0	968.3	939.1	746.0
32.5°	1272.6	1262.8	1245.3	1236.5	1194.6	1195.5	1171.2	1101.9	1014.2	984.9	780.1
35°	1359.4	1359.4	1337.9	1309.6	1242.4	1228.7	1214.1	1157.5	1063.9	1035.6	825.0
37.5°	1443.2	1444.2	1421.8	1397.4	1320.4	1271.6	1263.8	1211.2	1125.3	1092.2	871.8
40°	1495.9	1501.8	1495.9	1477.4	1403.3	1346.7	1312.6	1271.6	1183.8	1158.5	925.4
42.5°	1504.7	1516.4	1537.8	1543.7	1463.7	1414.0	1375.0	1334.0	1254.1	1225.8	986.9
45°	1482.2	1486.1	1533.9	1540.8	1508.6	1467.6	1441.3	1407.2	1337.9	1313.5	1055.1
47.5°	1420.8	1413.0	1429.6	1489.1	1501.8	1499.8	1506.6	1490.0	1435.4	1404.2	1130.2
50°	1289.2	1292.1	1345.7	1417.9	1461.8	1511.5	1555.4	1573.9	1533.9	1502.7	1211.2
52.5°	1049.3	1062.9	1165.3	1336.0	1412.0	1503.7	1590.5	1652.9	1636.3	1606.1	1291.1
55°	862.0	882.5	984.9	1204.3	1343.8	1465.7	1611.0	1735.8	1738.7	1715.3	1364.3
57.5°	674.8	691.4	799.6	1000.5	1246.3	1406.2	1613.9	1807.0	1840.1	1812.8	1428.6
60°	528.5	540.2	603.6	833.8	1126.3	1321.3	1592.4	1863.5	1925.9	1905.5	1484.2
62.5°	400.8	409.6	466.1	659.2	979.1	1221.9	1520.3	1884.0	1986.4	1966.9	1515.4
65°	324.7	332.5	369.6	517.8	833.8	1106.8	1411.1	1837.2	2004.0	1986.4	1511.5
67.5°	265.2	268.2	298.4	403.7	705.0	977.1	1251.1	1715.3	1950.3	1949.4	1466.6
70°	214.5	222.3	247.7	321.8	586.1	827.9	1064.9	1524.2	1834.3	1844.0	1376.9
72.5°	182.4	184.3	206.7	266.2	477.8	671.9	881.5	1303.8	1663.6	1671.4	1236.5
75°	154.1	157.0	173.6	215.5	388.1	533.4	708.9	1053.2	1392.5	1425.7	1041.5
77.5°	132.6	133.6	145.3	177.5	276.0	400.8	519.8	789.9	1090.2	1113.6	818.2
80°	104.3	106.3	119.0	140.4	192.1	260.4	358.9	540.2	728.4	754.8	566.6
82.5°	48.8	54.6	57.5	77.0	100.4	128.7	169.7	225.3	329.6	328.6	264.3
85°	4.9	3.9	3.9	5.9	8.8	8.8	10.7	12.7	25.4	30.2	23.4
87.5°	0.0	0.0	0.0	1.0	2.0	2.0	2.0	2.9	2.9	2.9	2.9
90°	0.0	0.0	0.0	0.0	0.0	0.0	0.0	0.0	0.0	0.0	0.0



REPORT NUMBER: P867596

CATALOG NUMBER: MEM2-HTN-SA-40-750-U-T2U-HSS

CANDELA DISTRIBUTION (continued):

	90°	95°	105°	115°	125°	135°	145°	155°	165°	175°	180°
0°	588.0	588.0	588.0	588.0	588.0	588.0	588.0	588.0	588.0	588.0	588.0
2.5°	590.9	582.2	566.6	551.9	542.2	534.4	521.7	513.9	508.1	500.3	499.3
5°	589.0	573.4	542.2	515.9	490.5	469.1	446.6	433.0	418.3	411.5	417.4
7.5°	590.9	565.6	516.8	476.9	438.8	404.7	375.4	356.9	343.3	336.4	337.4
10°	591.9	558.8	495.4	439.8	391.0	351.1	317.9	292.5	276.0	272.1	267.2
12.5°	590.0	550.0	473.9	403.7	345.2	301.3	262.3	242.8	226.2	218.4	218.4
15°	591.9	543.2	451.5	370.6	304.3	253.5	220.4	198.9	189.2	182.4	183.3
17.5°	591.9	537.3	430.0	338.4	264.3	217.5	187.2	169.7	159.9	156.0	155.1
20°	598.7	532.4	409.6	308.2	229.2	185.3	160.9	147.2	139.4	135.5	133.6
22.5°	603.6	528.5	391.0	278.9	199.9	161.9	141.4	128.7	122.9	120.9	120.9
25°	612.4	527.6	374.5	250.6	176.5	144.3	125.8	116.0	111.2	109.2	109.2
27.5°	625.1	529.5	358.9	226.2	159.0	126.8	113.1	105.3	102.4	101.4	100.4
30°	643.6	538.3	349.1	207.7	142.4	116.0	103.4	98.5	96.5	95.6	95.6
32.5°	668.0	553.9	345.2	198.0	132.6	107.3	96.5	92.6	90.7	90.7	89.7
35°	698.2	571.4	342.3	189.2	125.8	101.4	91.7	87.8	86.8	86.8	86.8
37.5°	734.3	590.0	337.4	183.3	121.9	96.5	87.8	83.9	83.9	83.9	83.9
40°	774.3	617.3	336.4	179.4	119.0	93.6	83.9	80.0	80.0	80.0	80.0
42.5°	819.1	646.5	335.5	176.5	117.0	91.7	80.0	76.1	76.1	76.1	76.1
45°	873.7	683.6	337.4	174.6	117.0	89.7	77.0	72.2	71.2	71.2	71.2
47.5°	927.4	718.7	339.4	172.6	115.1	86.8	73.1	68.3	67.3	66.3	66.3
50°	984.9	754.8	339.4	170.7	113.1	83.9	70.2	63.4	62.4	61.4	61.4
52.5°	1041.5	785.0	340.3	167.7	108.2	79.0	65.3	59.5	57.5	56.6	55.6
55°	1096.1	817.2	341.3	162.9	102.4	74.1	62.4	55.6	52.7	50.7	50.7
57.5°	1137.0	843.5	336.4	153.1	94.6	69.2	57.5	50.7	46.8	44.9	44.9
60°	1176.0	860.1	327.7	138.5	86.8	64.4	53.6	45.8	41.9	40.0	40.0
62.5°	1191.6	863.0	307.2	113.1	77.0	59.5	48.8	41.9	39.0	38.0	38.0
65°	1182.9	850.3	279.9	89.7	68.3	53.6	44.9	39.0	35.1	32.2	32.2
67.5°	1135.1	806.5	242.8	71.2	59.5	48.8	41.0	35.1	31.2	28.3	28.3
70°	1044.4	736.2	189.2	56.6	51.7	42.9	37.1	32.2	28.3	25.4	25.4
72.5°	910.8	638.7	137.5	47.8	44.9	38.0	33.2	29.3	25.4	23.4	23.4
75°	750.9	492.5	97.5	41.0	40.0	34.1	30.2	26.3	23.4	21.5	21.5
77.5°	563.6	343.3	76.1	36.1	35.1	31.2	27.3	24.4	21.5	20.5	19.5
80°	375.4	212.6	57.5	27.3	26.3	24.4	22.4	20.5	17.6	15.6	15.6
82.5°	167.7	89.7	29.3	15.6	13.7	11.7	9.8	6.8	6.8	5.9	5.9
85°	17.6	11.7	5.9	3.9	3.9	2.9	2.9	2.9	2.0	2.0	2.0
87.5°	2.9	2.9	2.0	2.0	2.0	1.0	1.0	1.0	1.0	1.0	1.0
90°	0.0	0.0	0.0	0.0	0.0	0.0	0.0	0.0	0.0	0.0	0.0

LM-79-2019: Approved Method: Electrical and Photometric Measurements of Solid-
State Lighting Products

Report Prepared for

Cooper Lighting Solutions

Streetworks

Report Number: SP1-2407-157-6

Test Date: 08/07/2024

Luminaire Tested: MEM2-HTN-SA-40-750-U-5WQ-2

Data in this report applies to families of products including MEM2-HTN-SA-40-750-U-5WQ-2

Test Information

Test Method: LM-79-2019
 Report Number: SP1-2407-157-6
 Test Lab: COOPER LIGHTING SOLUTIONS
 Photometer: SP1 - 76IN SPHERE
 Measurement Geometry: 4π
 Issue Date: 08/20/2024
 Manufacturer: COOPER LIGHTING SOLUTIONS
 Product Line: Streetworks
 Catalog Number: **MEM2-HTN-SA-40-750-U-5WQ-2**
 Description: Epic Modern Light Square 40W 5WQ Optic and Flare Trim

Spectral Parameters

CCT (K): 5094
 CIE u': 0.2082
 CIE v': 0.4867
 Duv: 0.0032
 CIE x: 0.3430
 CIE y: 0.3564
 CIE z: 0.3006
 Peak Wavelength (nm): 451
 Dominant Wavelength (nm): 568
 Purity: 9.86439
 Rf: 73.7
 Rg: 93

CRI (Ra):	72.0		
R1:	68.6	R9:	-39.6
R2:	78.1	R10:	47.6
R3:	84.6	R11:	68.2
R4:	71.6	R12:	41.4
R5:	69.6	R13:	70.4
R6:	69.4	R14:	91.4
R7:	80.9	R15:	61.4
R8:	53.1		



Test Conditions

Stabilization Time: 20M
 Operation Time: 1H 20M
 Sphere Temperature (°C): 24.2

REPORT NUMBER: SP1-2407-157-6

Measurement and Test Equipment			
Instrument	Identification Number	Calibration Date	Calibration Due Date
Photometer	IN0058	6/18/2024	12/18/2024
Power Meter	INXT2011004	2/8/2024	2/8/2025
AC Power Source	IN0063	10/24/2023	10/24/2024
DC Power Source	IN0208	10/24/2023	10/24/2024
Sphere Thermometer	IN0085	10/24/2023	10/24/2024
Room Thermometer	IN0046	10/24/2023	10/24/2024

REPORT NUMBER: SP1-2407-157-6

CIE 1931 Chromaticity Diagram



CIE 1931 Chromaticity Diagram with 2017 ANSI 7-Step and 4-Step Quadrangles



Point lies inside the ANSI 5000K 4-step quadrangle

REPORT NUMBER: SP1-2407-157-6

Photopic Flux vs. Wavelength



Photopic Lumens: NR

λ (nm)	Power W [^] /nm	Lumens (φ/nm)	λ (nm)	Power W [^] /nm	Lumens (φ/nm)	λ (nm)	Power W [^] /nm	Lumens (φ/nm)	λ (nm)	Power W [^] /nm	Lumens (φ/nm)	λ (nm)	Power W [^] /nm	Lumens (φ/nm)
360	0	NR	490	114	NR	620	361	NR	750	9	NR	880	0	NR
365	0	NR	495	145	NR	625	326	NR	755	8	NR	885	0	NR
370	0	NR	500	197	NR	630	294	NR	760	7	NR	890	0	NR
375	0	NR	505	259	NR	635	261	NR	765	6	NR	895	0	NR
380	0	NR	510	319	NR	640	232	NR	770	5	NR	900	0	NR
385	0	NR	515	373	NR	645	204	NR	775	4	NR	905	0	NR
390	0	NR	520	414	NR	650	179	NR	780	4	NR	910	0	NR
395	1	NR	525	445	NR	655	157	NR	785	3	NR	915	0	NR
400	3	NR	530	465	NR	660	136	NR	790	3	NR	920	0	NR
405	5	NR	535	482	NR	665	118	NR	795	2	NR	925	0	NR
410	9	NR	540	493	NR	670	102	NR	800	2	NR	930	0	NR
415	18	NR	545	505	NR	675	87	NR	805	2	NR	935	0	NR
420	36	NR	550	515	NR	680	75	NR	810	2	NR	940	0	NR
425	72	NR	555	527	NR	685	65	NR	815	1	NR	945	0	NR
430	134	NR	560	540	NR	690	56	NR	820	1	NR	950	0	NR
435	242	NR	565	550	NR	695	48	NR	825	1	NR	955	0	NR
440	407	NR	570	557	NR	700	41	NR	830	1	NR	960	0	NR
445	684	NR	575	561	NR	705	35	NR	835	1	NR	965	0	NR
450	988	NR	580	559	NR	710	30	NR	840	1	NR	970	0	NR
455	828	NR	585	551	NR	715	26	NR	845	1	NR	975	0	NR
460	473	NR	590	537	NR	720	22	NR	850	1	NR	980	0	NR
465	333	NR	595	516	NR	725	19	NR	855	0	NR	985	0	NR
470	232	NR	600	491	NR	730	16	NR	860	0	NR	990	0	NR
475	146	NR	605	461	NR	735	14	NR	865	0	NR	995	0	NR
480	113	NR	610	429	NR	740	12	NR	870	0	NR	1000	0	NR
485	106	NR	615	395	NR	745	10	NR	875	0	NR			

REPORT NUMBER: SP1-2407-157-6

Scotopic Flux vs. Wavelength



Scotopic Lumens: NR

S/P: 1.81

λ (nm)	Power W [^] /nm	Lumens (φ/nm)	λ (nm)	Power W [^] /nm	Lumens (φ/nm)	λ (nm)	Power W [^] /nm	Lumens (φ/nm)	λ (nm)	Power W [^] /nm	Lumens (φ/nm)	λ (nm)	Power W [^] /nm	Lumens (φ/nm)
360	0	NR	490	114	NR	620	361	NR	750	9	NR	880	0	NR
365	0	NR	495	145	NR	625	326	NR	755	8	NR	885	0	NR
370	0	NR	500	197	NR	630	294	NR	760	7	NR	890	0	NR
375	0	NR	505	259	NR	635	261	NR	765	6	NR	895	0	NR
380	0	NR	510	319	NR	640	232	NR	770	5	NR	900	0	NR
385	0	NR	515	373	NR	645	204	NR	775	4	NR	905	0	NR
390	0	NR	520	414	NR	650	179	NR	780	4	NR	910	0	NR
395	1	NR	525	445	NR	655	157	NR	785	3	NR	915	0	NR
400	3	NR	530	465	NR	660	136	NR	790	3	NR	920	0	NR
405	5	NR	535	482	NR	665	118	NR	795	2	NR	925	0	NR
410	9	NR	540	493	NR	670	102	NR	800	2	NR	930	0	NR
415	18	NR	545	505	NR	675	87	NR	805	2	NR	935	0	NR
420	36	NR	550	515	NR	680	75	NR	810	2	NR	940	0	NR
425	72	NR	555	527	NR	685	65	NR	815	1	NR	945	0	NR
430	134	NR	560	540	NR	690	56	NR	820	1	NR	950	0	NR
435	242	NR	565	550	NR	695	48	NR	825	1	NR	955	0	NR
440	407	NR	570	557	NR	700	41	NR	830	1	NR	960	0	NR
445	684	NR	575	561	NR	705	35	NR	835	1	NR	965	0	NR
450	988	NR	580	559	NR	710	30	NR	840	1	NR	970	0	NR
455	828	NR	585	551	NR	715	26	NR	845	1	NR	975	0	NR
460	473	NR	590	537	NR	720	22	NR	850	1	NR	980	0	NR
465	333	NR	595	516	NR	725	19	NR	855	0	NR	985	0	NR
470	232	NR	600	491	NR	730	16	NR	860	0	NR	990	0	NR
475	146	NR	605	461	NR	735	14	NR	865	0	NR	995	0	NR
480	113	NR	610	429	NR	740	12	NR	870	0	NR	1000	0	NR
485	106	NR	615	395	NR	745	10	NR	875	0	NR			

REPORT NUMBER: SP1-2407-157-6

Melanopic Flux vs. Wavelength



Melanopic Lumens: NR

M/P: 3.73

λ (nm)	Power W [^] /nm	Lumens (φ/nm)	λ (nm)	Power W [^] /nm	Lumens (φ/nm)	λ (nm)	Power W [^] /nm	Lumens (φ/nm)	λ (nm)	Power W [^] /nm	Lumens (φ/nm)	λ (nm)	Power W [^] /nm	Lumens (φ/nm)
360	0	NR	490	114	NR	620	361	NR	750	9	NR	880	0	NR
365	0	NR	495	145	NR	625	326	NR	755	8	NR	885	0	NR
370	0	NR	500	197	NR	630	294	NR	760	7	NR	890	0	NR
375	0	NR	505	259	NR	635	261	NR	765	6	NR	895	0	NR
380	0	NR	510	319	NR	640	232	NR	770	5	NR	900	0	NR
385	0	NR	515	373	NR	645	204	NR	775	4	NR	905	0	NR
390	0	NR	520	414	NR	650	179	NR	780	4	NR	910	0	NR
395	1	NR	525	445	NR	655	157	NR	785	3	NR	915	0	NR
400	3	NR	530	465	NR	660	136	NR	790	3	NR	920	0	NR
405	5	NR	535	482	NR	665	118	NR	795	2	NR	925	0	NR
410	9	NR	540	493	NR	670	102	NR	800	2	NR	930	0	NR
415	18	NR	545	505	NR	675	87	NR	805	2	NR	935	0	NR
420	36	NR	550	515	NR	680	75	NR	810	2	NR	940	0	NR
425	72	NR	555	527	NR	685	65	NR	815	1	NR	945	0	NR
430	134	NR	560	540	NR	690	56	NR	820	1	NR	950	0	NR
435	242	NR	565	550	NR	695	48	NR	825	1	NR	955	0	NR
440	407	NR	570	557	NR	700	41	NR	830	1	NR	960	0	NR
445	684	NR	575	561	NR	705	35	NR	835	1	NR	965	0	NR
450	988	NR	580	559	NR	710	30	NR	840	1	NR	970	0	NR
455	828	NR	585	551	NR	715	26	NR	845	1	NR	975	0	NR
460	473	NR	590	537	NR	720	22	NR	850	1	NR	980	0	NR
465	333	NR	595	516	NR	725	19	NR	855	0	NR	985	0	NR
470	232	NR	600	491	NR	730	16	NR	860	0	NR	990	0	NR
475	146	NR	605	461	NR	735	14	NR	865	0	NR	995	0	NR
480	113	NR	610	429	NR	740	12	NR	870	0	NR	1000	0	NR
485	106	NR	615	395	NR	745	10	NR	875	0	NR			

Summary

$R_f = 73.7$
 $R_g = 93$
 $CIE R_a = 72.0$
 $R_9 = -39.6$



Color Vector Graphics



Individual Sample Fidelity Index ($R_{f,i}$)

CES01 = 85	CES26 = 62	CES51 = 90	CES76 = 50
CES02 = 59	CES27 = 88	CES52 = 89	CES77 = 67
CES03 = 30	CES28 = 80	CES53 = 79	CES78 = 53
CES04 = 69	CES29 = 69	CES54 = 84	CES79 = 80
CES05 = 46	CES30 = 88	CES55 = 83	CES80 = 77
CES06 = 50	CES31 = 72	CES56 = 74	CES81 = 78
CES07 = 38	CES32 = 62	CES57 = 73	CES82 = 90
CES08 = 38	CES33 = 82	CES58 = 73	CES83 = 90
CES09 = 29	CES34 = 69	CES59 = 86	CES84 = 85
CES10 = 72	CES35 = 83	CES60 = 88	CES85 = 77
CES11 = 56	CES36 = 87	CES61 = 82	CES86 = 75
CES12 = 61	CES37 = 78	CES62 = 81	CES87 = 76
CES13 = 41	CES38 = 98	CES63 = 73	CES88 = 81
CES14 = 74	CES39 = 96	CES64 = 63	CES89 = 72
CES15 = 70	CES40 = 91	CES65 = 60	CES90 = 80
CES16 = 46	CES41 = 96	CES66 = 56	CES91 = 71
CES17 = 49	CES42 = 79	CES67 = 53	CES92 = 58
CES18 = 55	CES43 = 78	CES68 = 63	CES93 = 74
CES19 = 71	CES44 = 99	CES69 = 72	CES94 = 52
CES20 = 63	CES45 = 86	CES70 = 55	CES95 = 64
CES21 = 85	CES46 = 85	CES71 = 46	CES96 = 76
CES22 = 77	CES47 = 89	CES72 = 82	CES97 = 86
CES23 = 91	CES48 = 80	CES73 = 45	CES98 = 76
CES24 = 90	CES49 = 83	CES74 = 90	CES99 = 62
CES25 = 71	CES50 = 89	CES75 = 48	



Color Rendition by Hue-Angle Bin



Measure Comparisons



(END OF REPORT)